



# Record Analysis

Synchro - 12/2/2019, 9:50:19 PM

Walking time  
**13:42:44**



Velocity  
**1.2 m/s**  
Standard deviation ( $\sigma$ ): 0.7 m/s

Distance  
**8,213 m**



Stride length  
**121.7 cm**  
Standard deviation ( $\sigma$ ): 41.9 cm

Cadence  
**108 strides/min**  
Standard deviation ( $\sigma$ ): 63.3 strides/min

Stride counter  
**12,885**

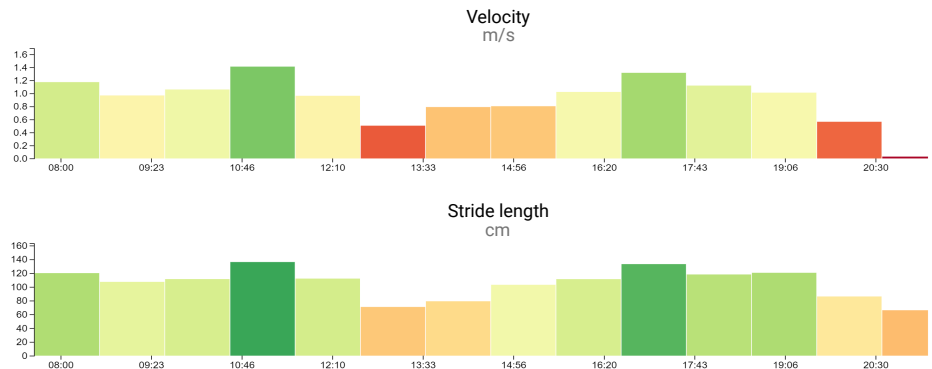


Risk of falling  
**0.56 fall/year**

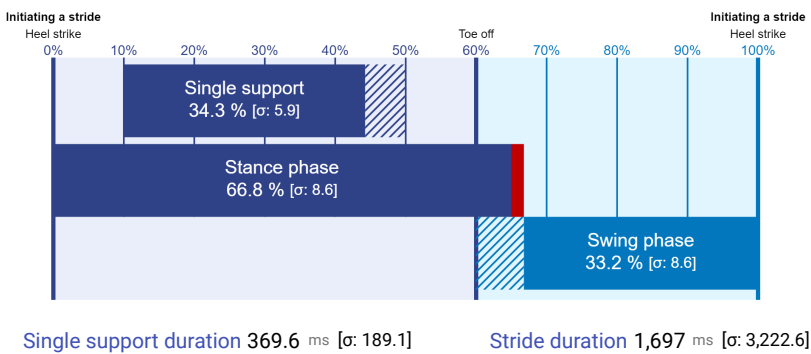
## Daily graph

Active time  
**08:23:35**

Inactivity  
**38.8 %**

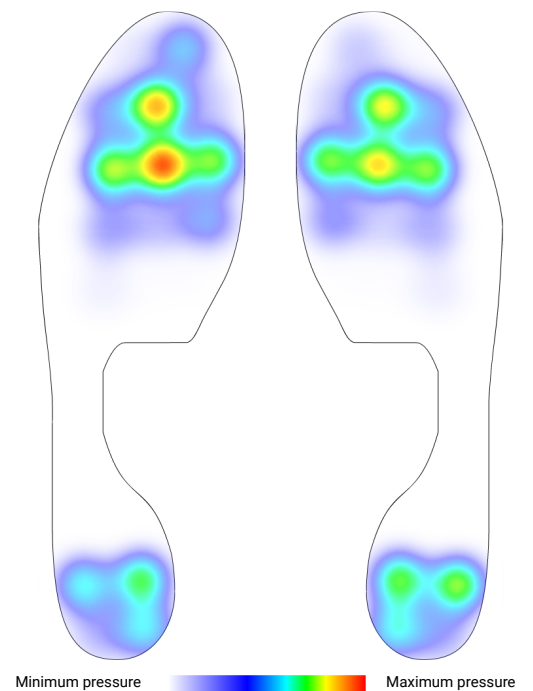


## Mean gait cycle parameters



## Pressure heatmap

Average pressures of the maximum pressures



## Asymmetrical parameters

